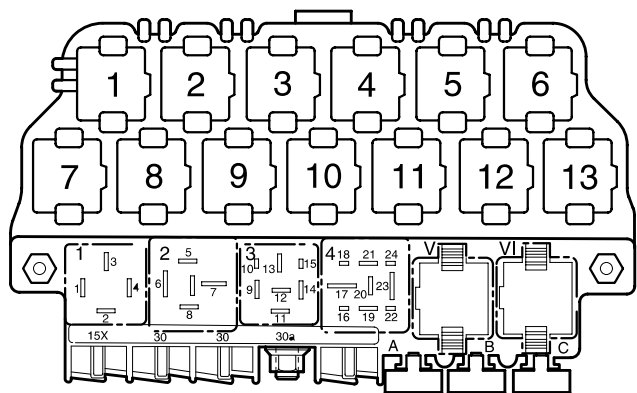


Base equipment,

from October 1997

For alternatives to relay and fuse positions as well as multi-pin connector wiring-see "Fitting locations" section.



97-14163

Relay locations on 13 position additional relay carrier above the relay plate:

Relay locations on relay plate:

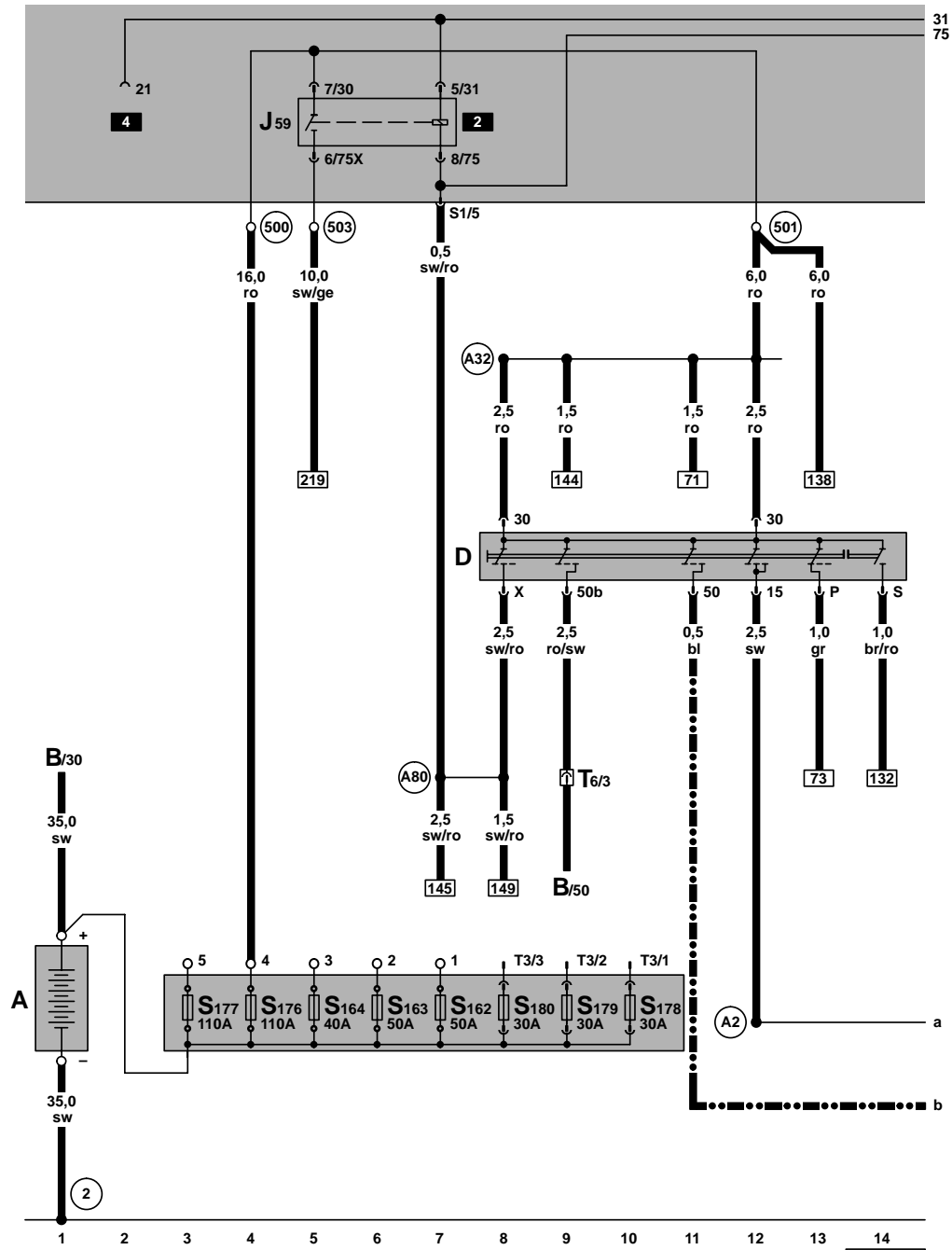
- 1** Dual tone horn relay (53)
- 2** Relief relay for X contact (18)
- V** Automatic intermittent wash/wipe relay (377)
- VI** Automatic intermittent wash/wipe relay (377)

Fuse colours

- 30 A – green
- 25 A – white
- 20 A – yellow
- 15 A – blue
- 10 A – red
- 7.5 A – brown
- 5 A – beige
- 3 A – lilac

Note:

The number in brackets behind the part designation denotes the control number on the housing.



**Battery, ignition/starter switch, relief relay for X contact**

- A - Battery
  - B - Starter
  - D - Ignition/starter switch
  - J59 - Relief relay for X contact
  - S162 - Fuse -1- (30) in battery fuse holder
  - S163 - Fuse -2- (30) in battery fuse holder
  - S164 - Fuse -3- (30) in battery fuse holder
  - S176 - Fuse -4- (30) in battery fuse holder
  - S177 - Fuse -5- (30) in battery fuse holder
  - S178 - Fuse -6- (30) in battery fuse holder
  - S179 - Fuse -7- (30) in battery fuse holder
  - S180 - Fuse -8- (30) in battery fuse holder
  - T3 - 3-pin connector
  - T6 - 6-pin connector, brown, in protective housing for connectors, on left in plenum chamber
- (2) - Earth strap, gearbox - body
  - (500) - Screw connection -1- (30), on relay plate
  - (501) - Screw connection -2- (30), on relay plate
  - (503) - Screw connection (75x), on relay plate
  - (A2) - Positive (+) connection (15), in dash panel wiring harness
  - (A32) - Positive connection (30), in dash panel wiring harness
  - (A80) - Connection -1- (X), in dash panel wiring harness
  - Not on vehicles after May 1998

ws = white  
 sw = black  
 ro = red  
 br = brown  
 gn = green  
 bl = blue  
 gr = grey  
 li = lilac  
 ge = yellow

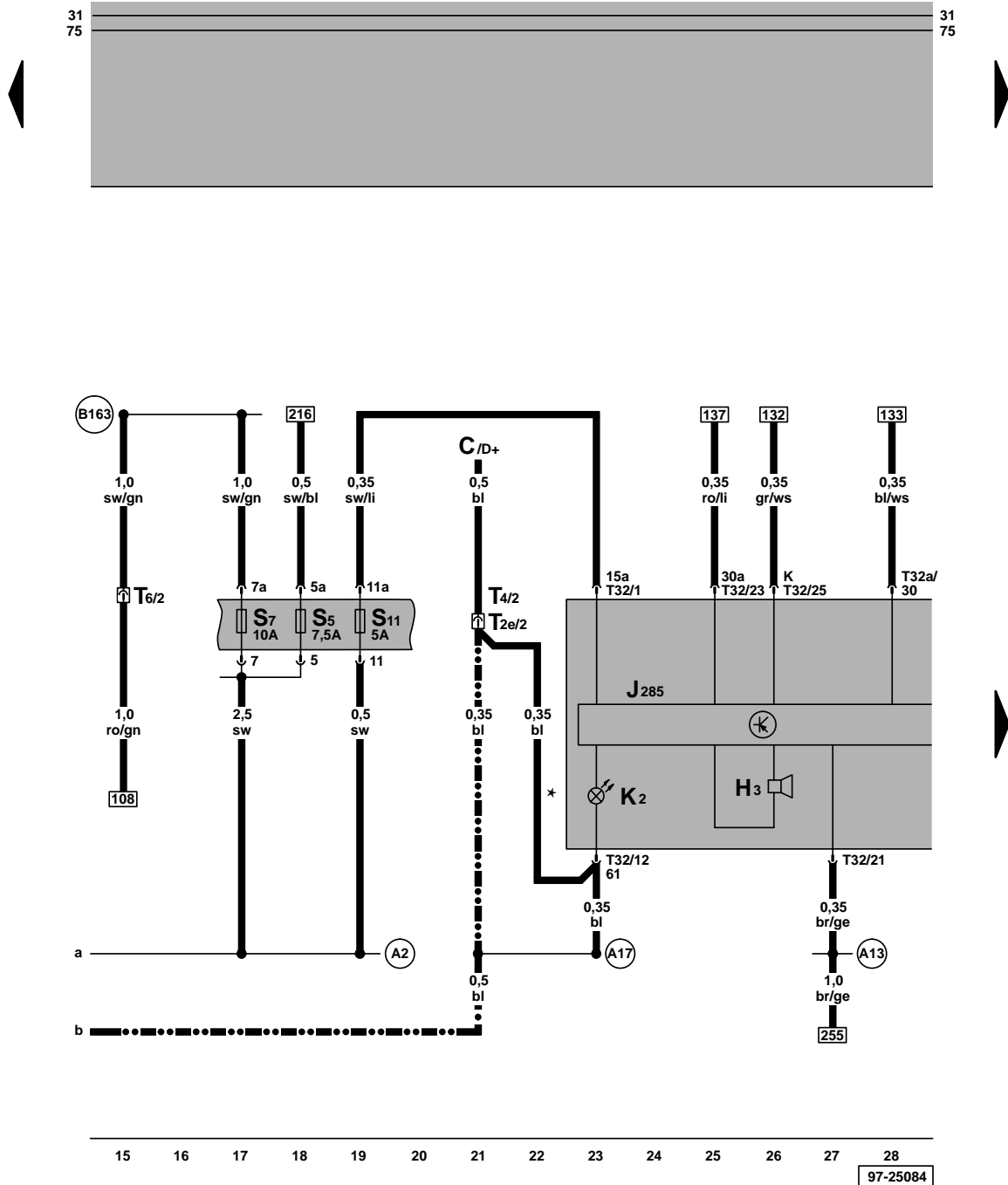
Dash panel insert

- C - Alternator
- H3 - Buzzer
- J285 - Control unit with display in dash panel insert
- K2 - Alternator warning lamp
- S5 - Fuse in relay plate fuse box
- S7 - Fuse in relay plate fuse box
- S11 - Fuse in relay plate fuse box
- T2e - 2-pin connector, near starter (on vehicles not fitted with air conditioner)
- T4 - 4-pin connector, near starter (on vehicles fitted with air conditioner)
- T6 - 6-pin connector, brown, in protective housing for connectors, on left in plenum chamber
- T32 - 32-pin connector, blue

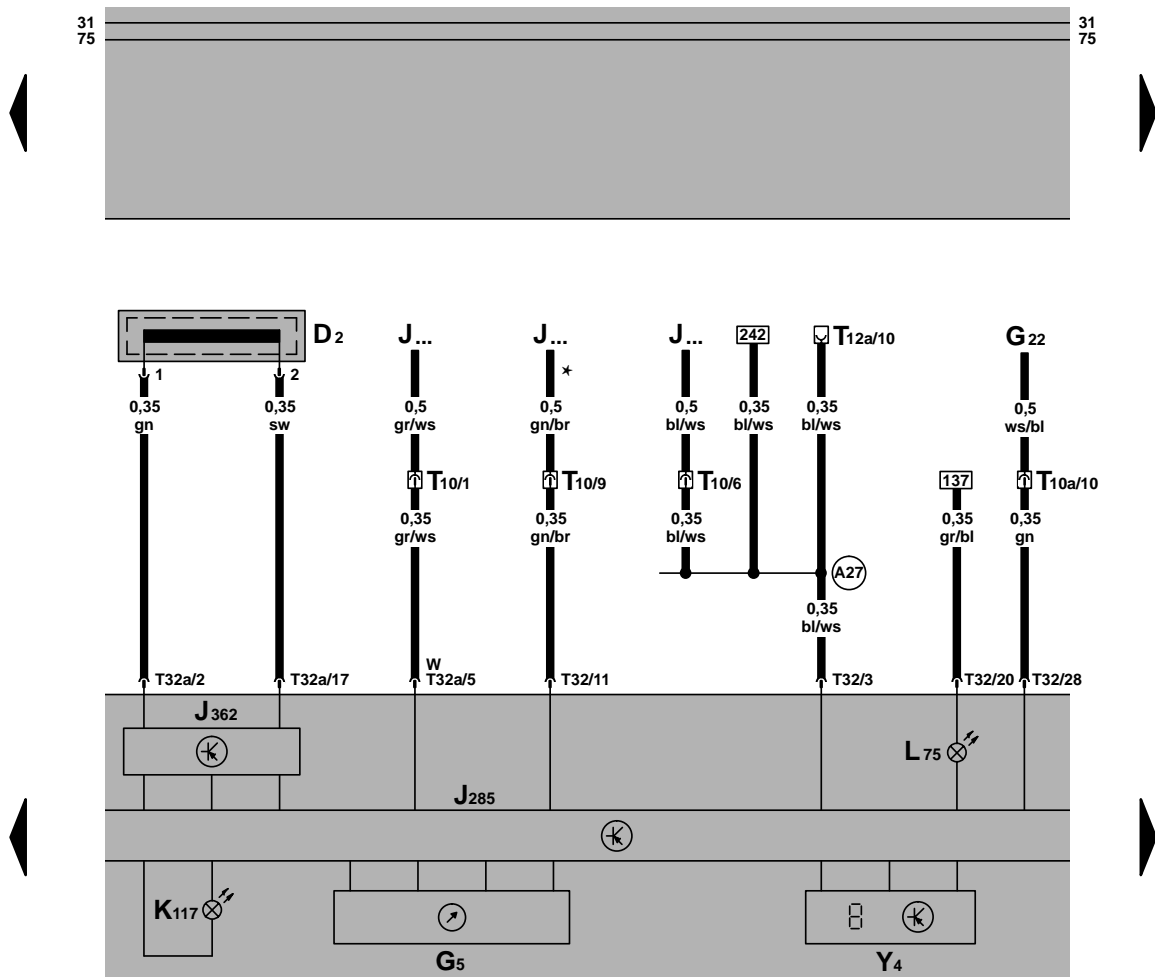
- (A2) - Positive (+) connection (15), in dash panel wiring harness
- (A13) - Connection (door contact switch), in dash panel wiring harness
- (A17) - Connection (61), in dash panel wiring harness (not on vehicles after May 1998)
- (B163) - Positive connection -1- (15), in interior wiring harness

- \* - On vehicles from May 1998
- Not on vehicles after May 1998

ws = white  
 sw = black  
 ro = red  
 br = brown  
 gn = green  
 bl = blue  
 gr = grey  
 li = lilac  
 ge = yellow



Dash panel insert, immobilizer, rev. counter, odometer



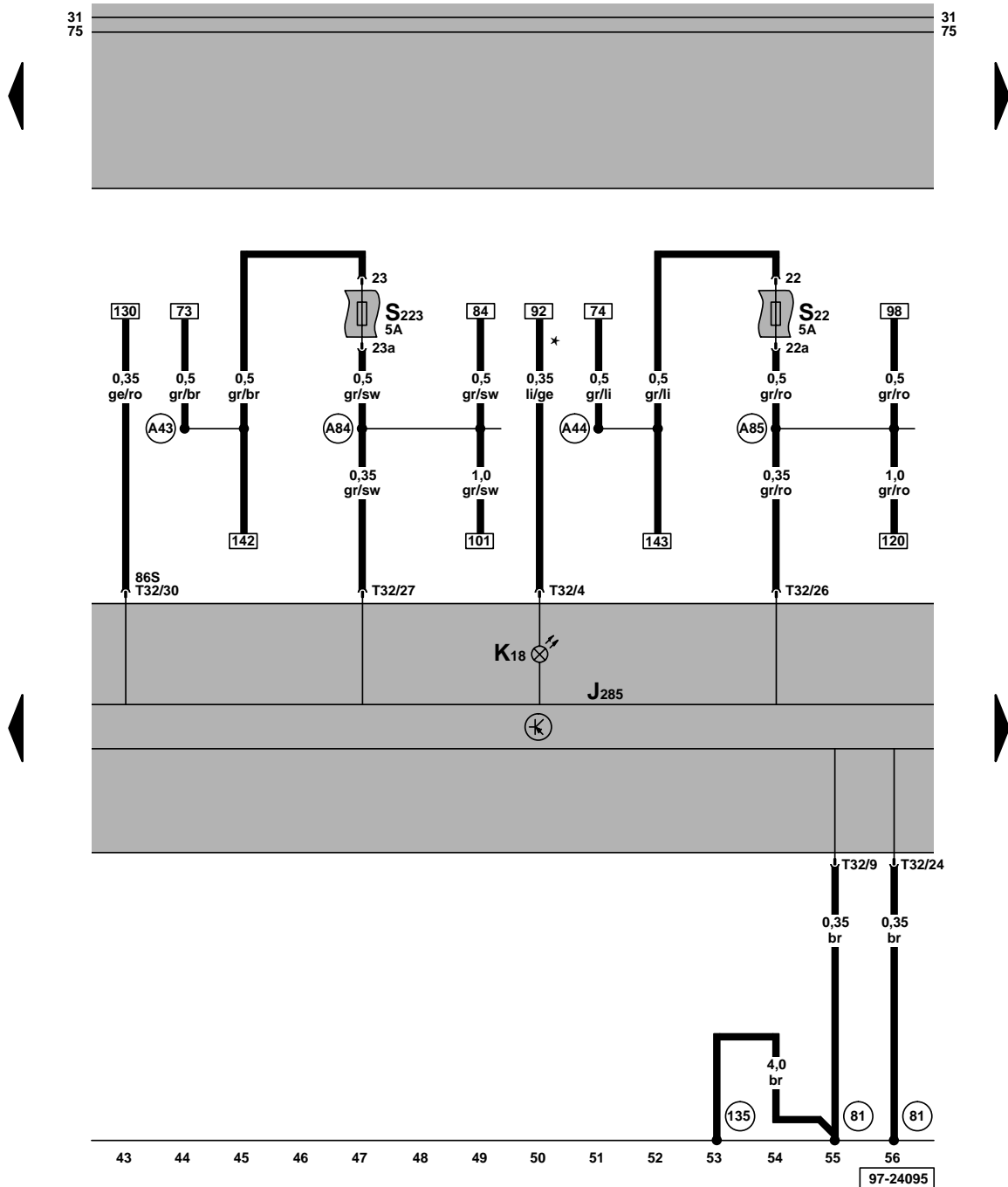
- D2 - Immobilizer reading coil
- G5 - Rev. counter
- G22 - Speedometer sender in gearbox
- J285 - Control unit with display in dash panel insert
- J362 - Immobilizer control unit
- J... - Engine control unit
- K117 - Immobilizer warning lamp
- L75 - Digital display illumination
- T10 - 10-pin connector, orange, in protective housing for connectors, on left in plenum chamber
- T12a - 12-pin connector, only with Climatronic
- T32 - 32-pin connector, blue
- T32a - 32-pin connector, green
- Y4 - Odometer display

(A20) - Connection (speed signal), in dash panel wiring harness

\* - Engine speed signal from engine control unit

ws = white  
 sw = black  
 ro = red  
 br = brown  
 gn = green  
 bl = blue  
 gr = grey  
 li = lilac  
 ge = yellow

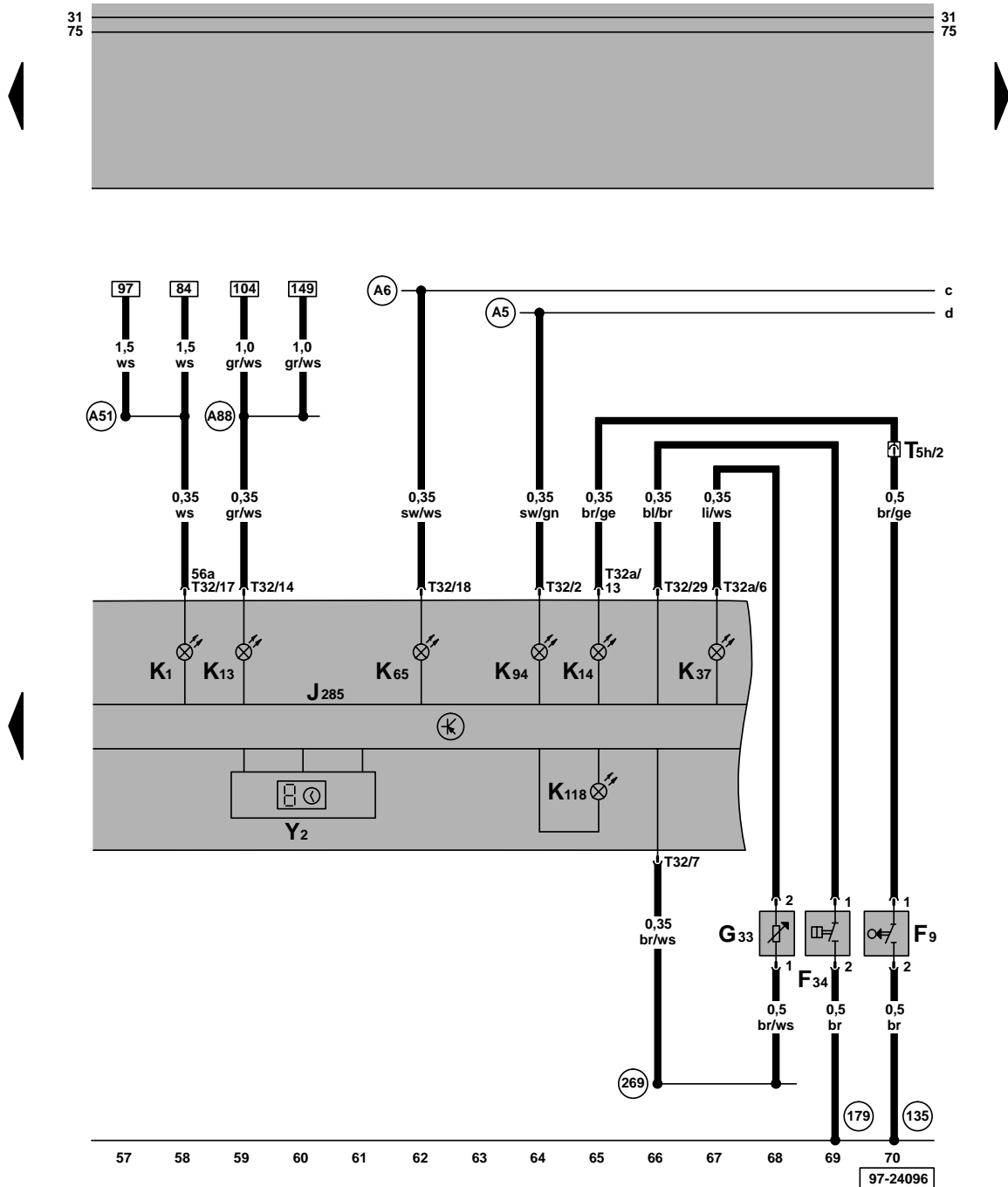
Dash panel insert, warning lamp for trailer towing



- J285 - Control unit with display in dash panel insert
- K18 - Trailer operation warning lamp
- S22 - Fuse in relay plate fuse box
- S223 - Fuse in fuse holder
- T32 - 32-pin connector, blue

- (81) - Earth connection -1-, in dash panel wiring harness
- (135) - Earth connection -2-, in dash panel wiring harness
- (A43) - Connection (57L), in dash panel wiring harness
- (A44) - Connection (57r), in dash panel wiring harness
- (A84) - Connection (58L), in dash panel wiring harness
- (A85) - Connection (58R), in dash panel wiring harness
- \* - On vehicles from May 1998

ws = white  
 sw = black  
 ro = red  
 br = brown  
 gn = green  
 bl = blue  
 gr = grey  
 li = lilac  
 ge = yellow



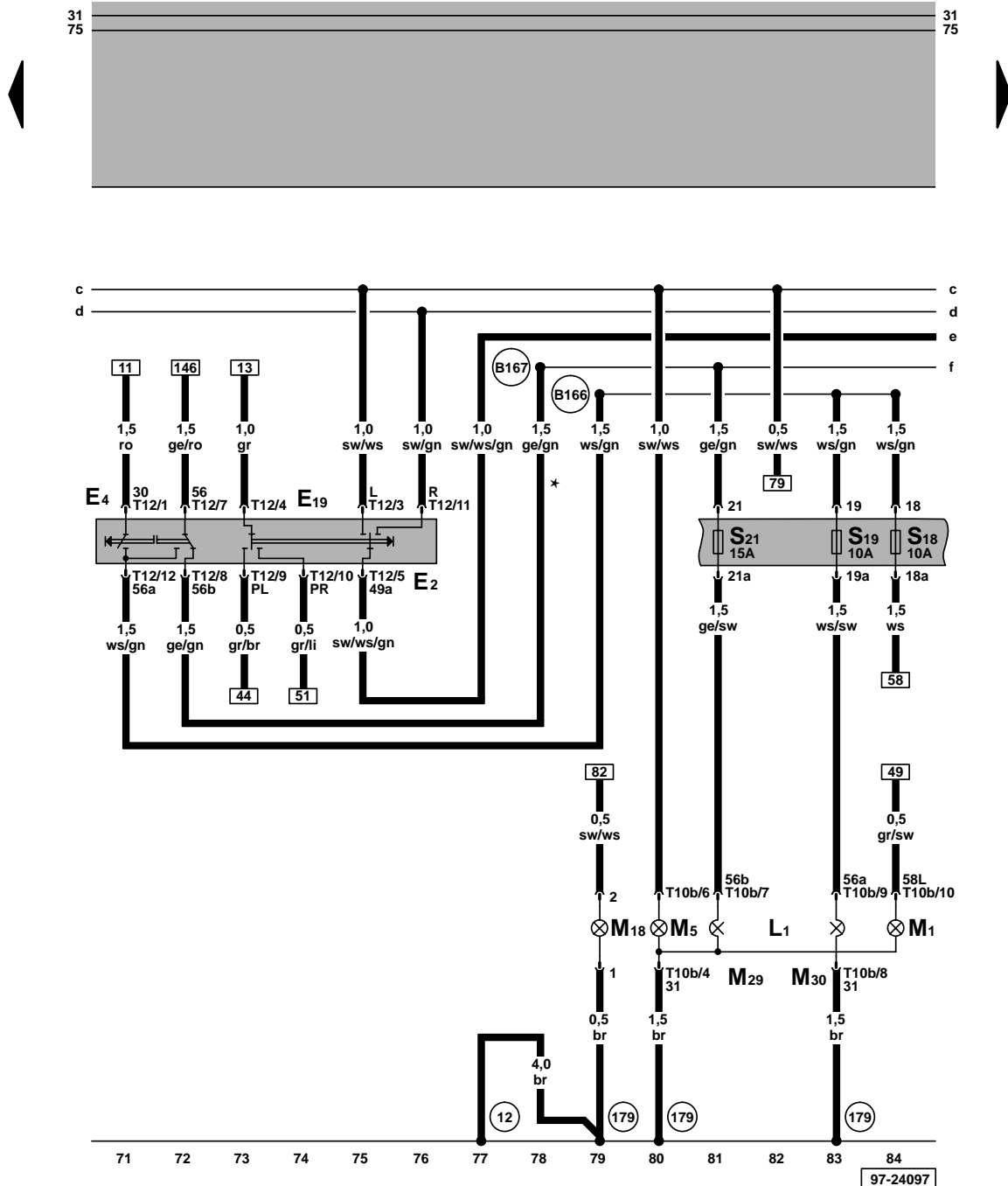
Dash panel insert, handbrake warning, brake fluid level warning contact, turn signal warning lamps, headlight main beam warning lamp, rear fog light warning lamp, digital clock

- F9 - Handbrake warning switch
- F34 - Brake fluid level warning contact
- G33 - Windscreen washer fluid level sender
- J285 - Control unit with display in dash panel insert
- K1 - Main beam warning lamp
- K13 - Rear fog light warning lamp
- K14 - Handbrake warning lamp
- K37 - Windscreen washer fluid level warning lamp
- K65 - Left turn signal warning lamp
- K94 - Right turn signal warning lamp
- K118 - Brake system warning lamp
- T5h - 5-pin connector, near lower left A pillar, entwined in wiring harness
- T32 - 32-pin connector, blue
- T32a - 32-pin connector, green
- Y2 - Digital clock

- (135) - Earth connection -2-, in dash panel wiring harness
- (179) - Earth connection, in left headlight wiring harness
- (269) - Earth connection (sender earth) -1-, in dash panel wiring harness
- (A5) - Positive (+) connection (right turn signal), in dash panel wiring harness
- (A6) - Positive (+) connection (left turn signal), in dash panel wiring harness
- (A51) - Connection (56), in dash panel wiring harness
- (A88) - Connection (RFL), in dash panel wiring harness

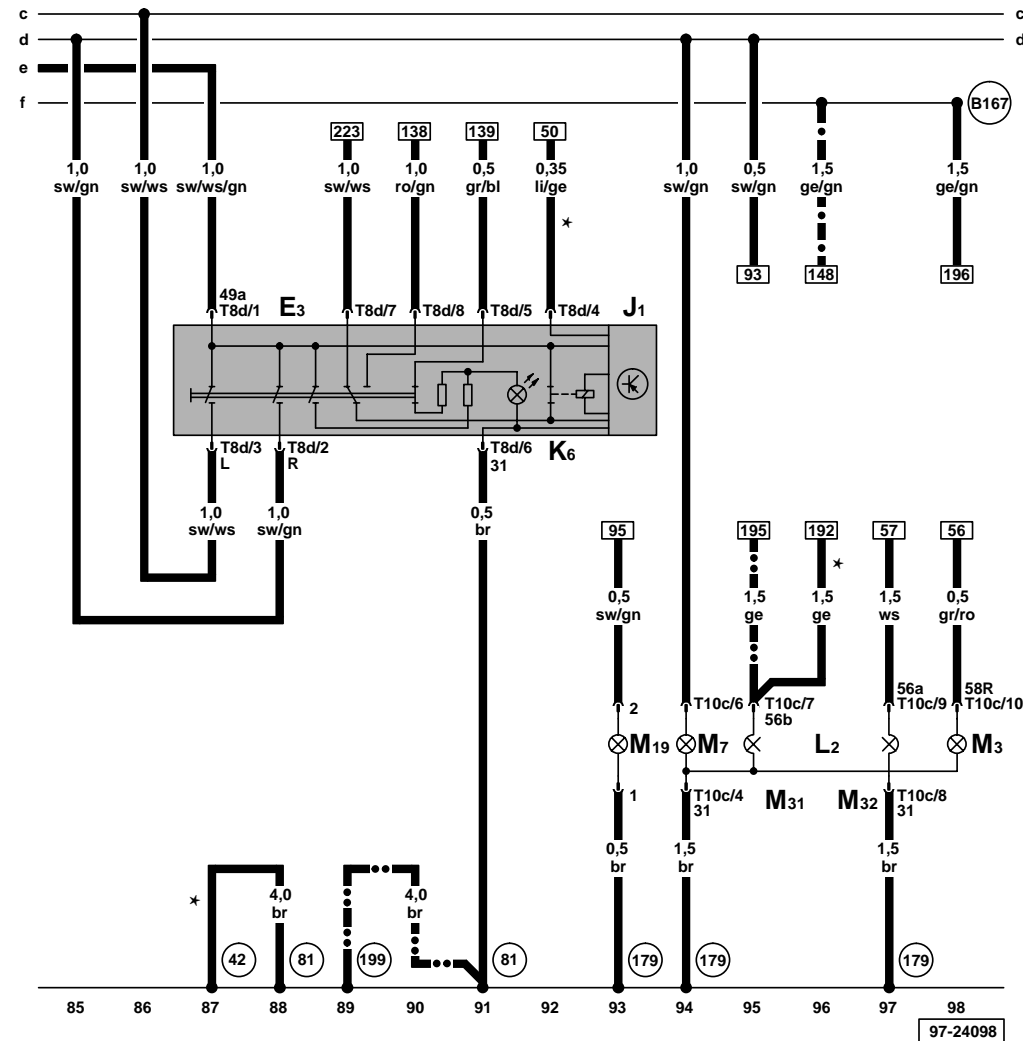
ws = white  
 sw = black  
 ro = red  
 br = brown  
 gn = green  
 bl = blue  
 gr = grey  
 li = lilac  
 ge = yellow

Turn signal switch, headlight dip/flasher switch, parking light switch, front headlight, front left turn signal



- E2 - Turn signal switch
- E4 - Headlight dipper/flasher switch
- F19 - Parking light switch
- L1 - Twin filament bulb/sealed beam insert, left \*
- M1 - Side light bulb, left
- M5 - Turn signal bulb, front left
- M18 - Side turn signal bulb, left
- M29 - Dipped beam bulb, left (only on Golf)
- M30 - Main beam bulb, left (only on Golf)
- S18 - Fuse in relay plate fuse box
- S19 - Fuse in relay plate fuse box
- S21 - Fuse in relay plate fuse box
- T10b - 10-pin connector, on left headlight
- T12 - 12-pin connector
- (12) - Earth point, in engine compartment, left
- (179) - Earth connection, in left headlight wiring harness
- (B166) - Connection (56a), in interior wiring harness
- (B167) - Connection (56b), in interior wiring harness
- \* - Only on Bora

ws = white  
 sw = black  
 ro = red  
 br = brown  
 gn = green  
 bl = blue  
 gr = grey  
 li = lilac  
 ge = yellow



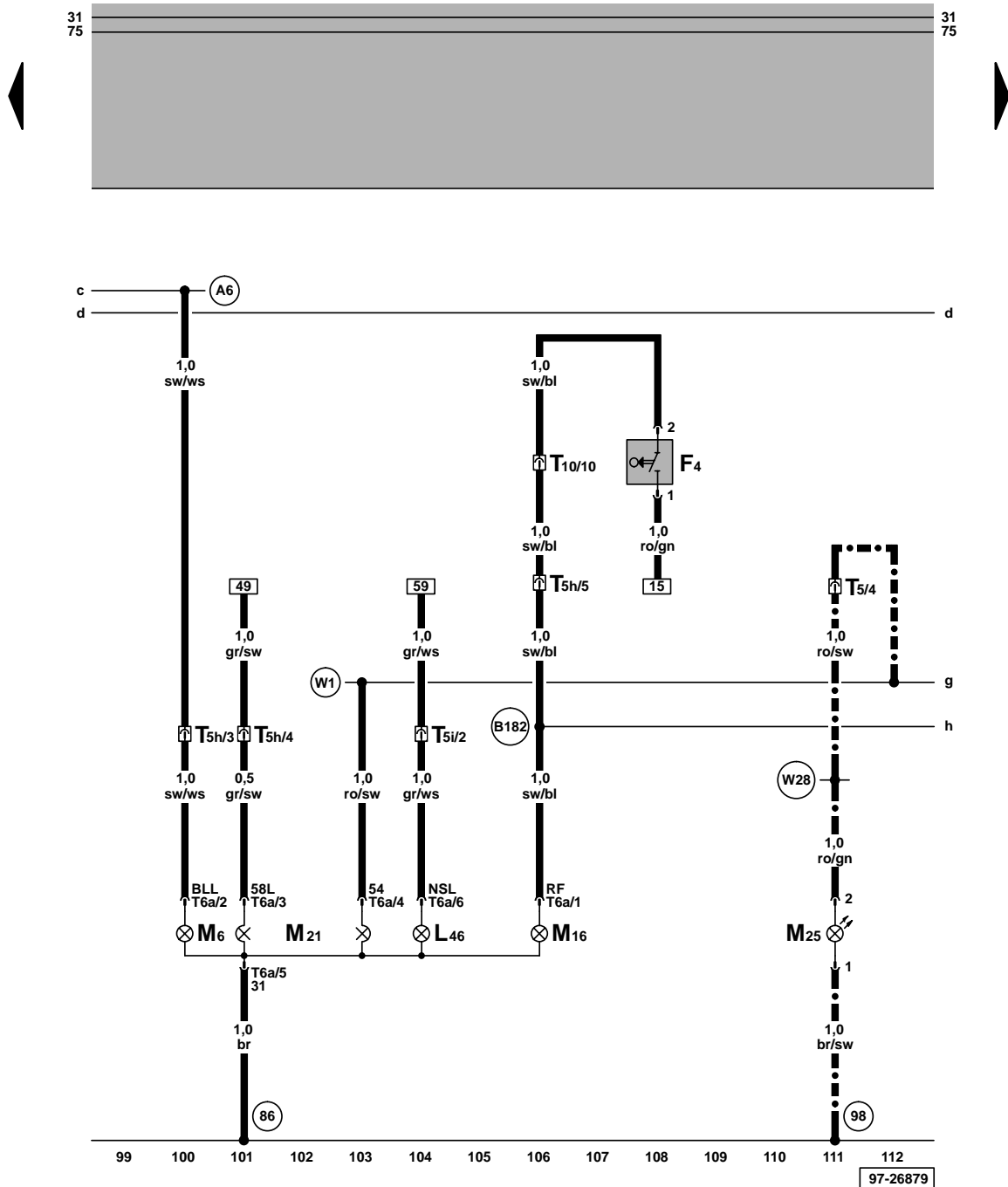
**Hazard warning lights switch, turn signal relay, front right headlight, front right turn signal**

- E3 - Hazard warning light switch
- J1 - Turn signal relay
- K6 - Hazard warning light system warning lamp
- L2 - Twin filament bulb/sealed beam insert, right (only on Bora)
- M3 - Side light bulb, right
- M7 - Turn signal bulb, front right
- M19 - Side turn signal bulb, right
- M31 - Dipped beam bulb, right (only on Golf)
- M32 - Main beam bulb, right (only on Golf)
- T8d - 8-pin connector \*\*
- T10c - 10-pin connector, on right headlight

- (42) - Earth point, next to steering column
- (81) - Earth connection -1-, in dash panel wiring harness
- (179) - Earth connection, in left headlight wiring harness
- (199) - Earth connection -3-, in dash panel wiring harness
- (B167) - Connection (56b), in interior wiring harness

- \* - On vehicles from May 1998
- Not on vehicles after May 1998
- \*\* - Turn signal relay and connector number assignment can deviate from one another, see fault finding program!
- Only on Golf






Left tail light, left brake light, rear left turn signal, left reversing light, switch for reversing lights, rear fog light

- F4 - Reversing light switch
- L46 - Rear fog light bulb, left
- M6 - Turn signal bulb, rear left
- M16 - Reversing light bulb, left
- M21 - Brake and tail light bulb, rear left
- M25 - High level brake light bulb (32 LED's)
- T5 - 5-pin connector, black, left C pillar coupling station
- T5h - 5-pin connector, near lower left A pillar, entwined in wiring harness
- T5i - 5-pin connector, near lower left A pillar, entwined in wiring harness
- T6a - 6-pin connector
- T10 - 10-pin connector, orange, in protective housing for connectors, on left in plenum chamber

- (86) - Earth connection -1-, in rear wiring harness
- (98) - Earth connection, in tailgate/boot lid wiring harness
- (A6) - Positive (+) connection (left turn signal), in dash panel wiring harness
- (B182) - Connection (RL), in interior wiring harness
- (W1) - Positive (+) connection (54), in rear wiring harness
- (W28) - Positive connection -2- (54), in tail light wiring harness

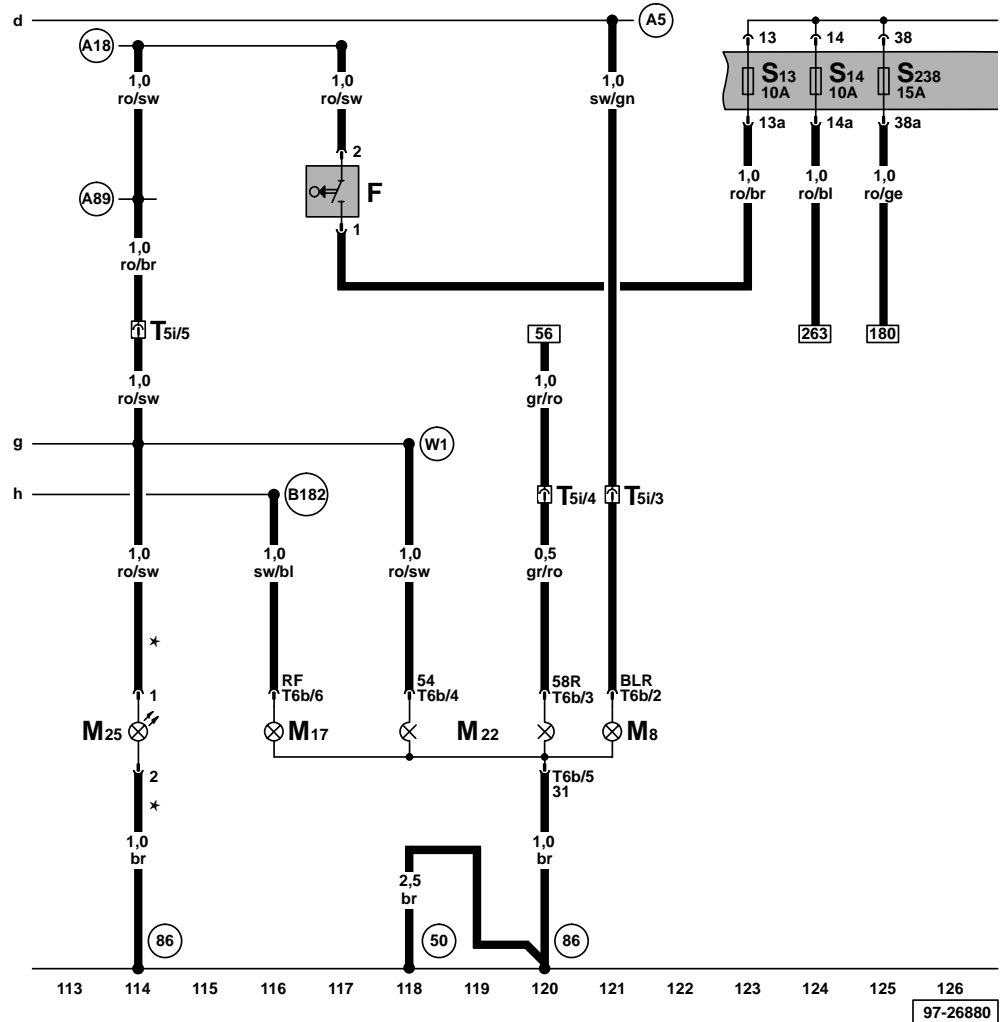
--- Only on Golf

ws = white  
 sw = black  
 ro = red  
 br = brown  
 gn = green  
 bl = blue  
 gr = grey  
 li = lilac  
 ge = yellow  
 or = orange



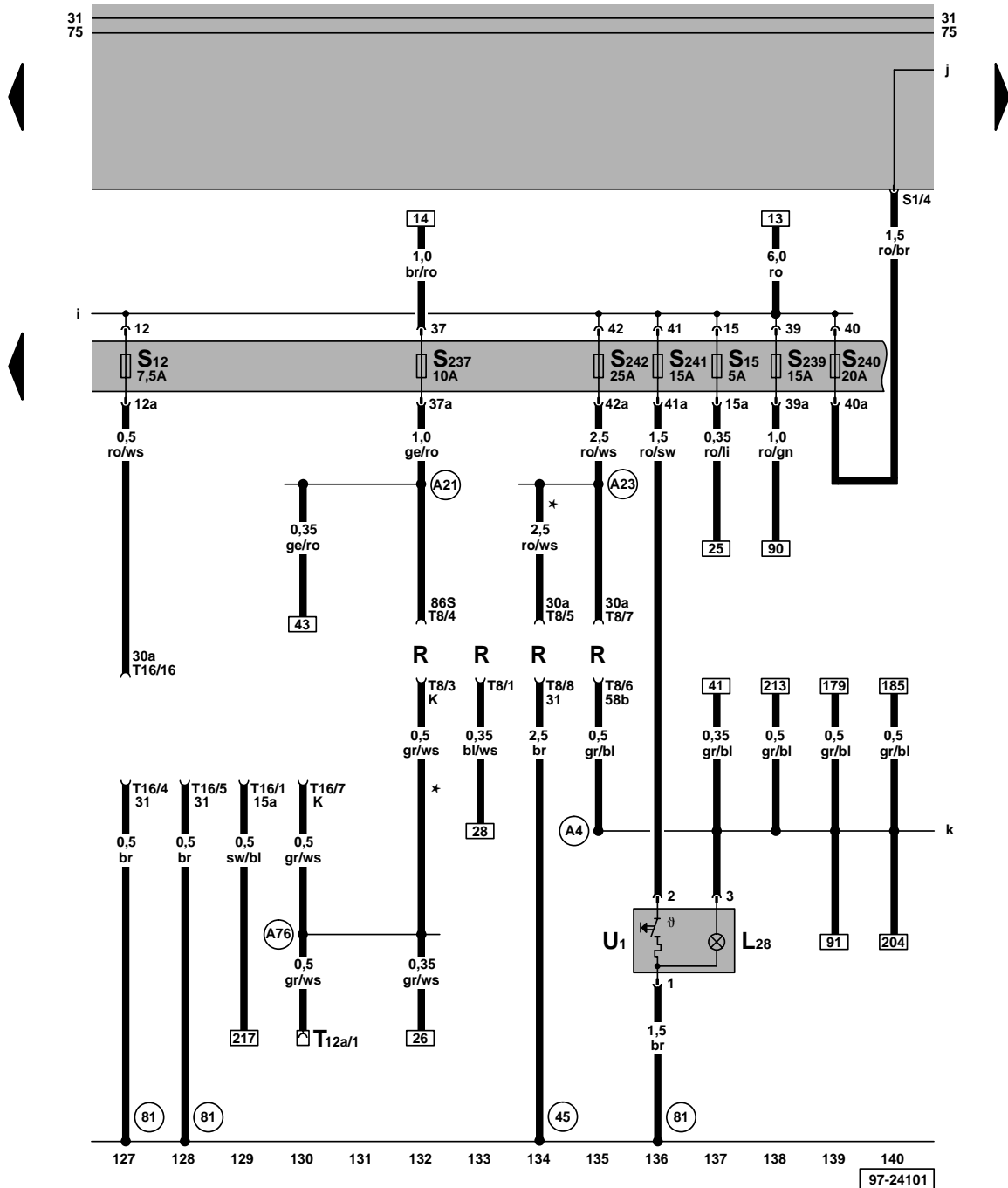
Right tail light, right brake light, rear right turn signal, right reversing light, brake light switch

- F - Brake light switch
- M8 - Turn signal bulb, rear right
- M17 - Reversing light bulb, right
- M22 - Brake and tail light bulb, right
- M25 - High level brake light bulb (18 LED's)
- S13 - Fuse in relay plate fuse box
- S14 - Fuse in relay plate fuse box
- S238 - Fuse in fuse holder
- T5i - 5-pin connector, near lower left A pillar, entwined in wiring harness
- T16b - 6-pin connector



- (50) - Earth point, on left luggage compartment
- (86) - Earth connection -1-, in rear wiring harness
- (A5) - Positive (+) connection (right turn signal), in dash panel wiring harness
- (A18) - Connection (54), in dash panel wiring harness
- (A89) - Connection (54), in dash panel wiring harness
- (B182) - Connection (RL), in interior wiring harness
- (W1) - Positive (+) connection (54), in rear wiring harness
- \* - Only on Bora

ws = white  
 sw = black  
 ro = red  
 br = brown  
 gn = green  
 bl = blue  
 gr = grey  
 li = lilac  
 ge = yellow  
 or = orange




Self-diagnosis connection, radio connection, cigarette lighter

- L28 - Cigarette lighter light bulb
- R - Radio
- S12 - Fuse in relay plate fuse box
- S15 - Fuse in relay plate fuse box
- S237 - Fuse in fuse holder
- S239 - Fuse in fuse holder
- S240 - Fuse in fuse holder
- S241 - Fuse in fuse holder
- S242 - Fuse in fuse holder
- T8 - 8-pin connector, on radio
- T12a - 12-pin connector, only with Climatronic
- T16 - 16-pin connector, in centre of dash panel, self-diagnosis connection
- U1 - Cigarette lighter
- (45) - Earth point, behind dash panel - centre
- (81) - Earth connection -1-, in dash panel wiring harness
- (A4) - Positive (+) connection (58b), in dash panel wiring harness
- (A21) - Connection (86s), in dash panel wiring harness
- (A23) - Connection (30a), in dash panel wiring harness
- (A76) - Connection (diagnosis wire K), in dash panel wiring harness

\* - On vehicles from May 1998

ws = white  
 sw = black  
 ro = red  
 br = brown  
 gn = green  
 bl = blue  
 gr = grey  
 li = lilac  
 ge = yellow

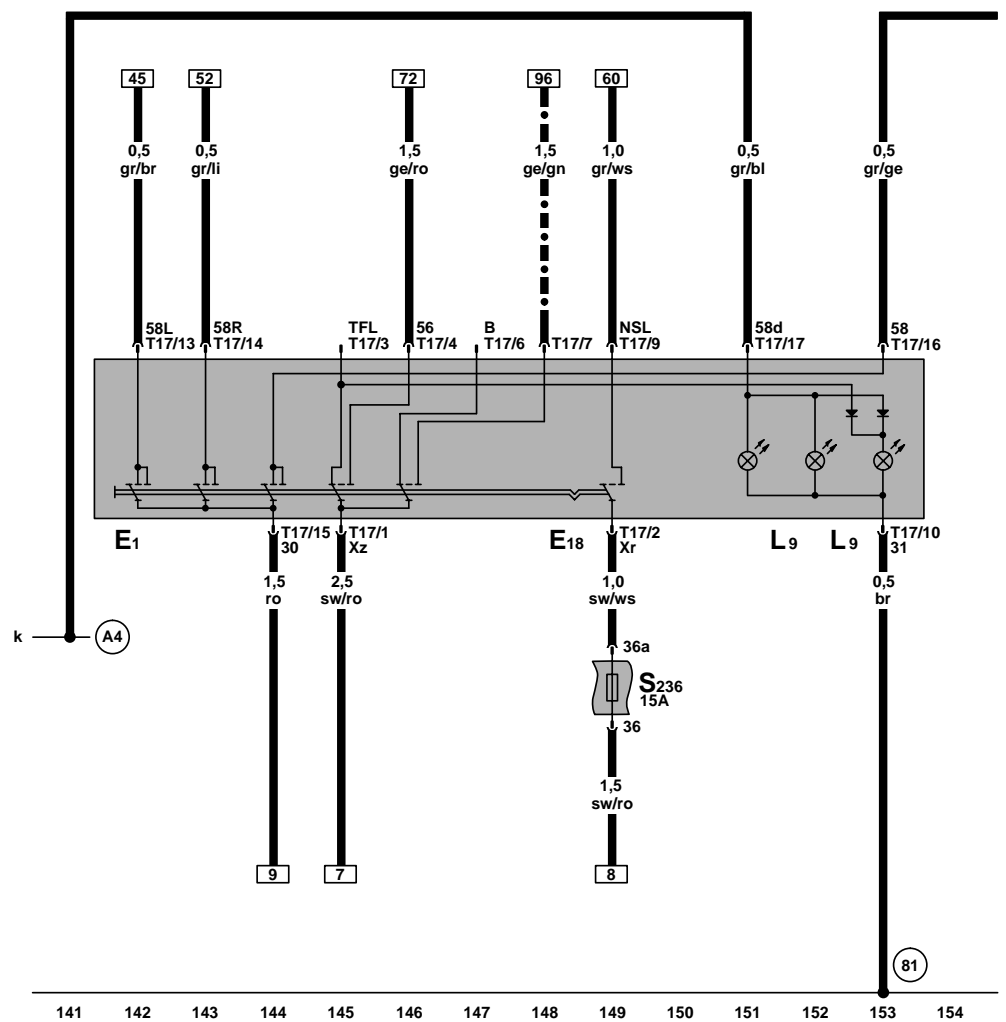


Lighting switch, rear fog light switch

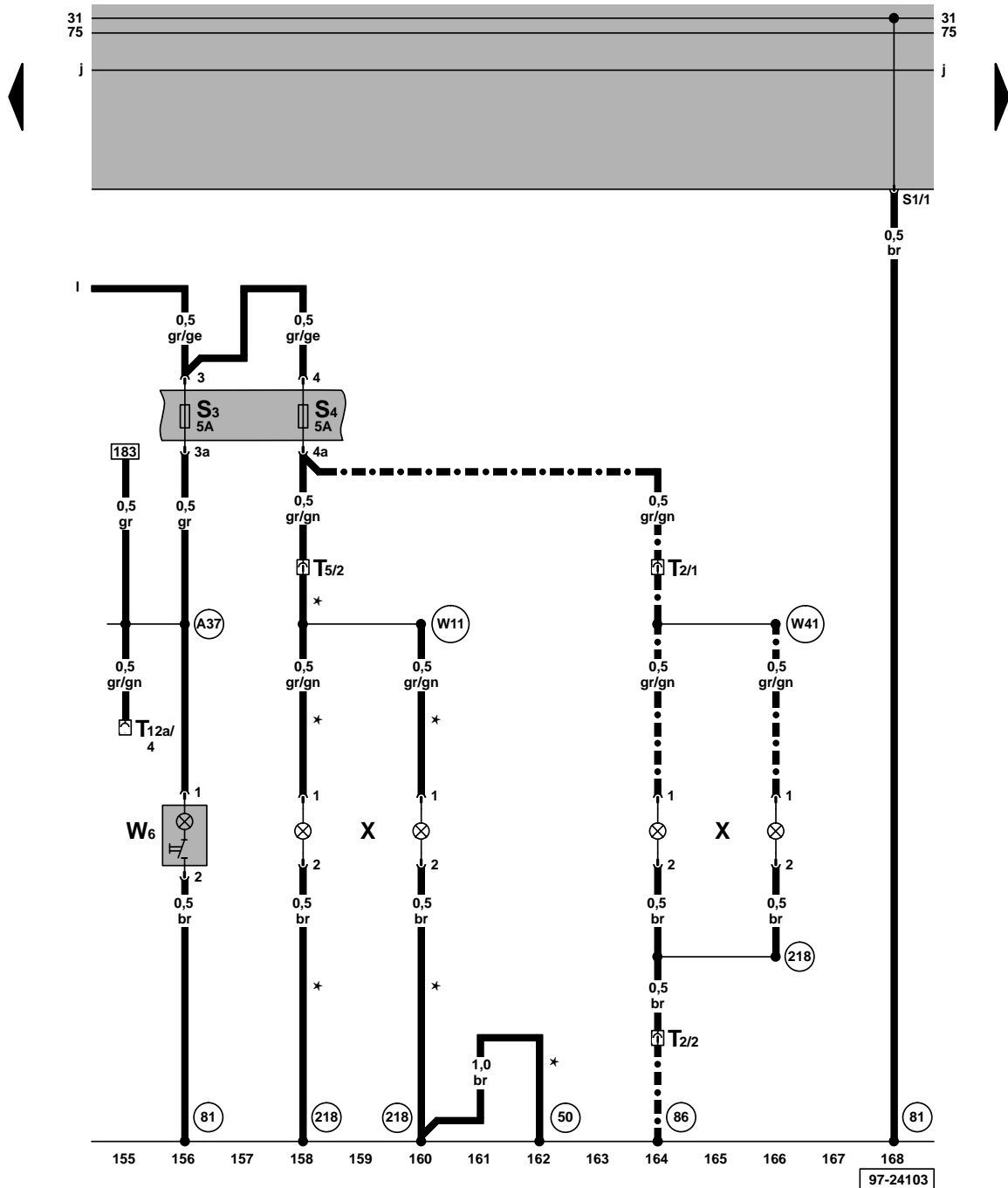
- E1 - Lighting switch
- E18 - Rear fog light switch
- L9 - Lighting switch light bulb
- S236 - Fuse in fuse holder
- T17 - 17-pin connector

- (81) - Earth connection -1-, in dash panel wiring harness
- (A4) - Positive (+) connection (58b), in dash panel wiring harness

--- Only on Golf



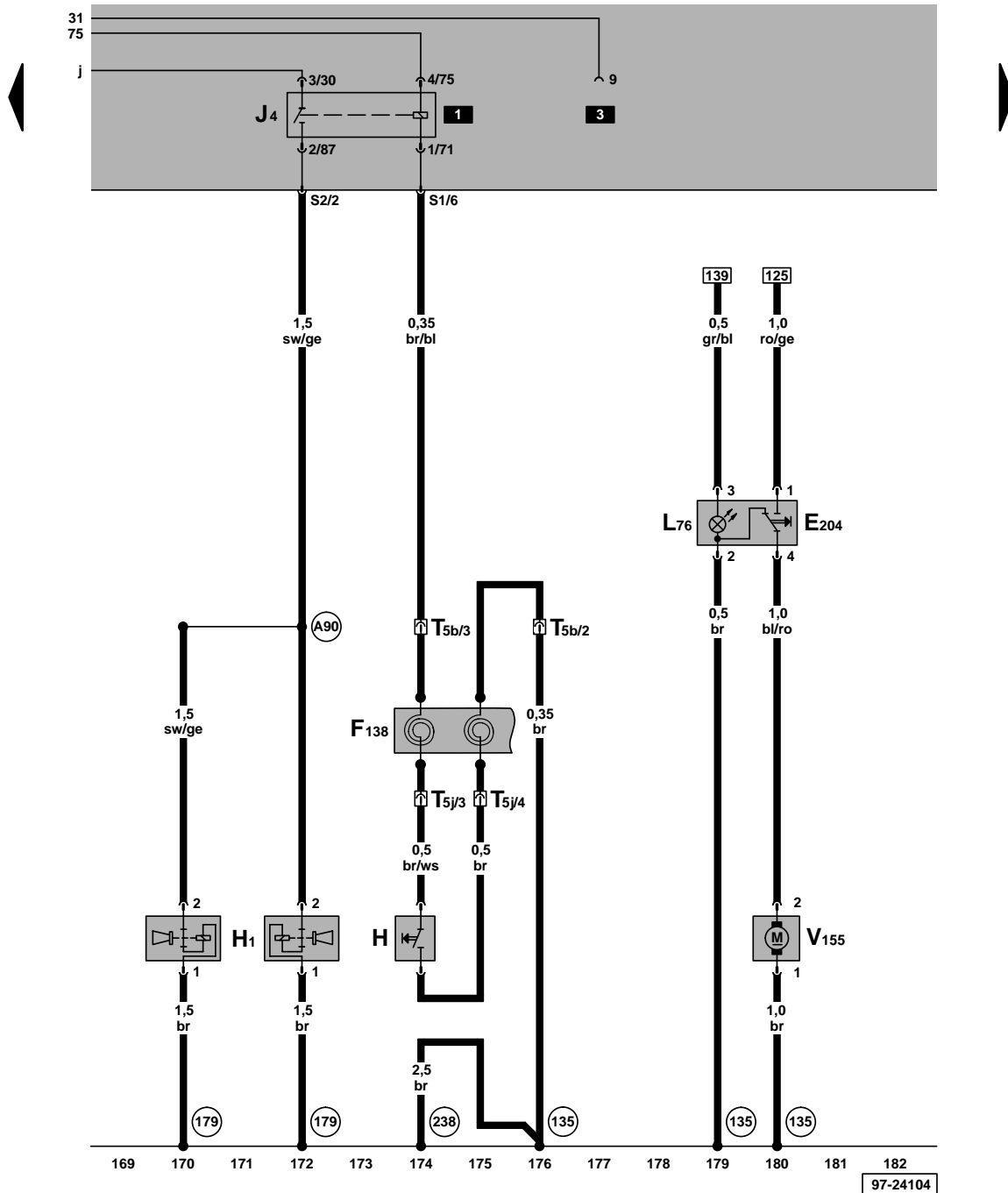
ws = white  
 sw = black  
 ro = red  
 br = brown  
 gn = green  
 bl = blue  
 gr = grey  
 li = lilac  
 ge = yellow



Glove box light, licence plate lights

- S3 - Fuse in relay plate fuse box
- S4 - Fuse in relay plate fuse box
- T2 - 2-pin connector, on left in luggage compartment
- T5 - 5-pin connector, black, left C pillar coupling station
- T12a - 12-pin connector, only with Climatronic
- W6 - Glove box light
- X - Number plate light
- (50) - Earth point, on left luggage compartment
- (81) - Earth connection -1-, in dash panel wiring harness
- (86) - Earth connection -1-, in rear wiring harness
- (218) - Earth connection -1-, in tailgate/boot lid wiring harness
- (A37) - Connection (58a), in dash panel wiring harness
- (W11) - Connection (58), in tailgate/boot lid wiring harness
- (W41) - Positive connection (58), licence plate lights wiring harness
- \* - Only on Bora
- - Only on Golf

ws = white  
 sw = black  
 ro = red  
 br = brown  
 gn = green  
 bl = blue  
 gr = grey  
 li = lilac  
 ge = yellow



Dual tone horn, tank flap remote unlocking, horn operation

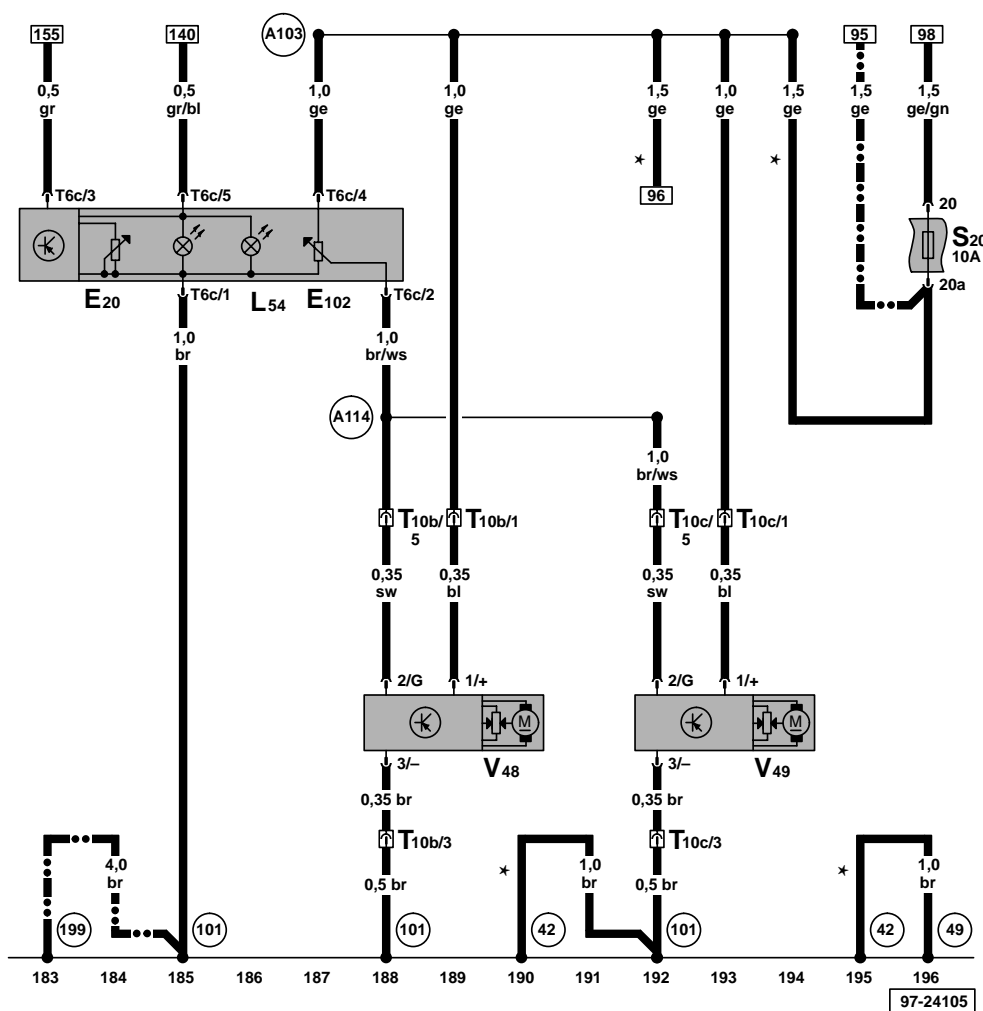
- E204 – Tank filler flap remote release switch
- F138 – Coil spring for airbag, return spring with slip ring
- H – Horn plate
- H1 – Horn/dual tone horn
- J4 – Dual tone horn relay
- L76 – Button illumination
- T5b – 5-pin connector, next to steering column
- T5j – 5-pin connector, in steering wheel
- V155 – Tank filler flap locking motor
- (135) – Earth connection -2-, in dash panel wiring harness
- (179) – Earth connection, in left headlight wiring harness
- (238) – Earth connection -1-, in interior wiring harness
- (A90) – Connection (dual tone horn), in dash panel wiring harness

ws = white  
sw = black  
ro = red  
br = brown  
gn = green  
bl = blue  
gr = grey  
li = lilac  
ge = yellow

Headlight range control adjuster, headlight range control positioning motor, switches and instruments lighting control

- E20 - Switches and instruments-lighting control
- E102 - Headlight range control adjuster
- L54 - Headlight range control adjuster light blub
- S20 - Fuse in relay plate fuse box
- T6c - 6-pin connector
- T10b - 10-pin connector, on left headlight
- T10c - 10-pin connector, on right headlight
- V48 - Headlight range control motor, left
- V49 - Headlight range control motor, right

- (42) - Earth point, next to steering column
- (49) - Earth point, near steering column
- (101) - Earth connection, in headlight range adjustment wiring harness
- (199) - Earth connection -3-, in dash panel wiring harness
- (A103) - Connection -2- (56), in dash panel wiring harness
- (A114) - Connection, headlight range control, in dash panel wiring harness
- \* - On vehicles from May 1998
- Not on vehicles after May 1998



ws = white  
 sw = black  
 ro = red  
 br = brown  
 gn = green  
 bl = blue  
 gr = grey  
 li = lilac  
 ge = yellow

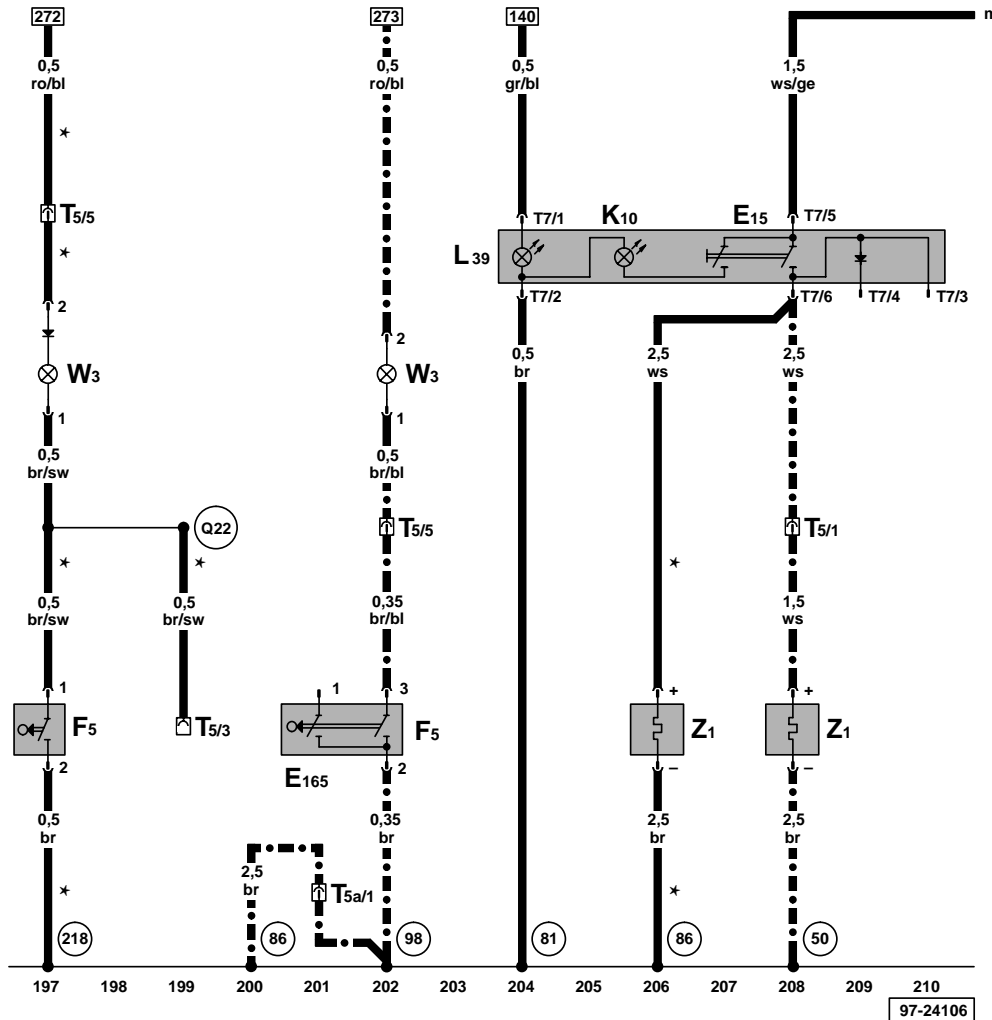
Switch for heated rear window, heated rear window, luggage compartment lighting

- E15 - Heated rear window switch
- E165 - Tailgate/boot lid release switch
- F5 - Luggage compartment light switch
- K10 - Heated rear window warning lamp
- L39 - Heated rear window switch bulb
- T5 - 5-pin connector, black, left C pillar coupling station
- T5a - 5-pin connector, pink, left C pillar coupling station
- T7 - 7-pin connector
- W3 - Luggage compartment light \*\*
- Z1 - Heated rear window

- (50) - Earth point, on left luggage compartment
- (81) - Earth connection -1-, in dash panel wiring harness
- (86) - Earth connection -1-, in rear wiring harness
- (98) - Earth connection, in tailgate/boot lid wiring harness
- (218) - Earth connection -1-, in tailgate/boot lid wiring harness
- (Q22) - Connection -1-, in tailgate/boot lid wiring harness

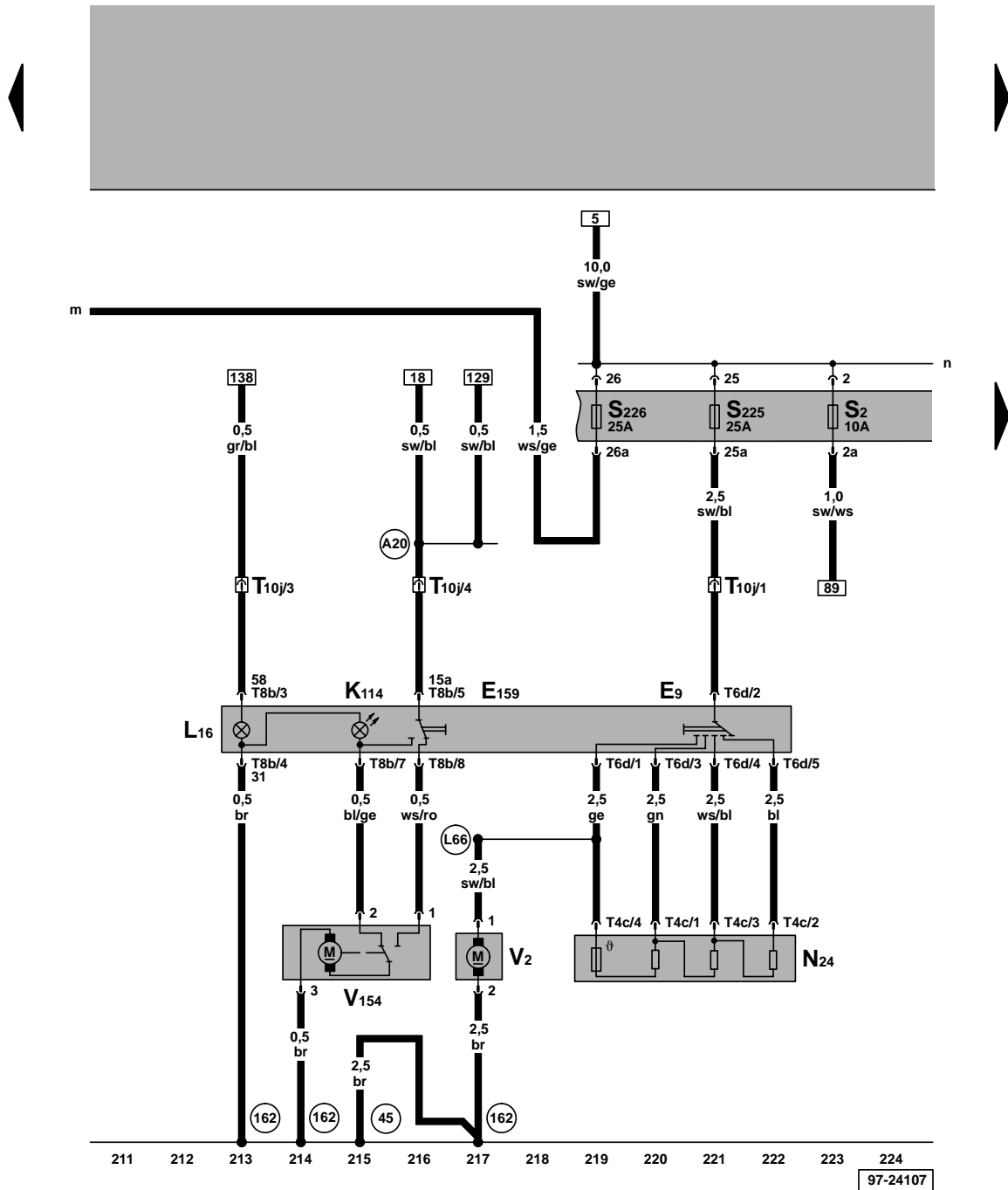
- \* - Only on Bora
- - Only on Golf
- \*\* - See convenience system also

ws = white  
 sw = black  
 ro = red  
 br = brown  
 gn = green  
 bl = blue  
 gr = grey  
 li = lilac  
 ge = yellow



97-24106





Switch for fresh air blower, switch for fresh and recirculating air flap, fresh air blower, positioning motor for fresh and recirculating air flap

- E9 - Fresh air blower switch
- E159 - Fresh air and air recirculation switch
- K114 - Fresh air/air recirculation warning lamp
- L16 - Fresh air controls light bulb
- N24 - Fresh air blower with overheating fuse series resistance
- S2 - Fuse in relay plate fuse box
- S225 - Fuse in fuse holder
- S226 - Fuse in fuse holder
- T4c - 4-pin connector
- T6d - 6-pin connector
- T8b - 8-pin connector
- T10j - 10-pin connector, behind centre of dash panel
- V2 - Fresh air blower
- V154 - Fresh/recirculating air flap positioning motor
- (45) - Earth point, behind dash panel - centre
- (162) - Earth connection, in blower motor wiring harness
- (A20) - Connection (15a), in dash panel wiring harness
- (L66) - Connection, in heater blower wiring harness

ws = white  
 sw = black  
 ro = red  
 br = brown  
 gn = green  
 bl = blue  
 gr = grey  
 li = lilac  
 ge = yellow

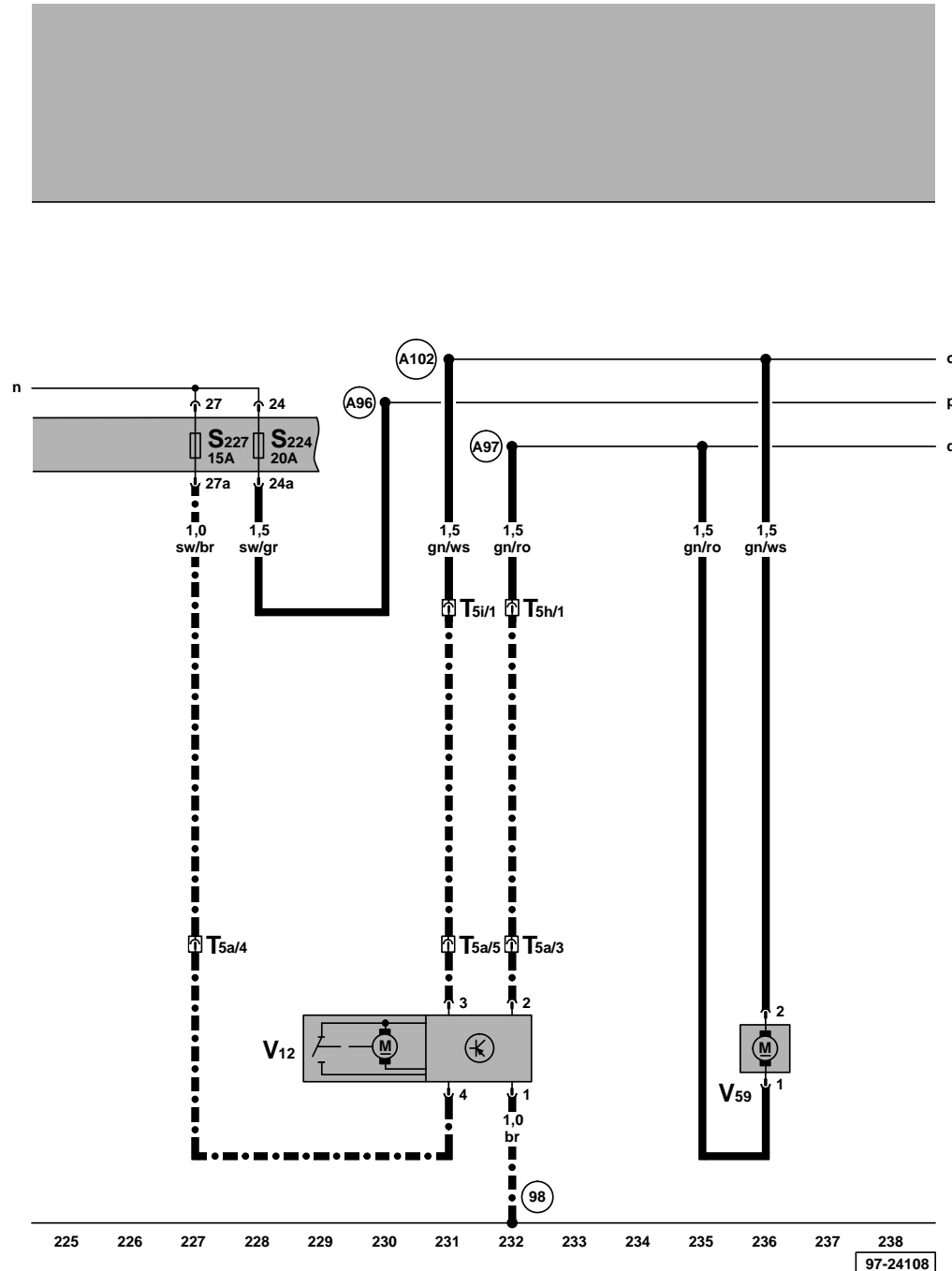
Motor for rear window wiper, windscreen and rear window washer pump

- S240 – Fuse in fuse holder
- S227 – Fuse in fuse holder
- T5a – 5-pin connector, pink, left C pillar coupling station
- T5h – 5-pin connector, near lower left A pillar, entwined in wiring harness
- T5i – 5-pin connector, near lower left A pillar, entwined in wiring harness
- V12 – Rear window wiper motor
- V59 – Windscreen and rear window washer pump

- (98) – Earth connection, in tailgate/boot lid wiring harness
- (A96) – Connection (53a), in dash panel wiring harness
- (A97) – Connection (53), in dash panel wiring harness
- (A102) – Connection (windscreen wiper), in dash panel wiring harness

--- Only on Golf

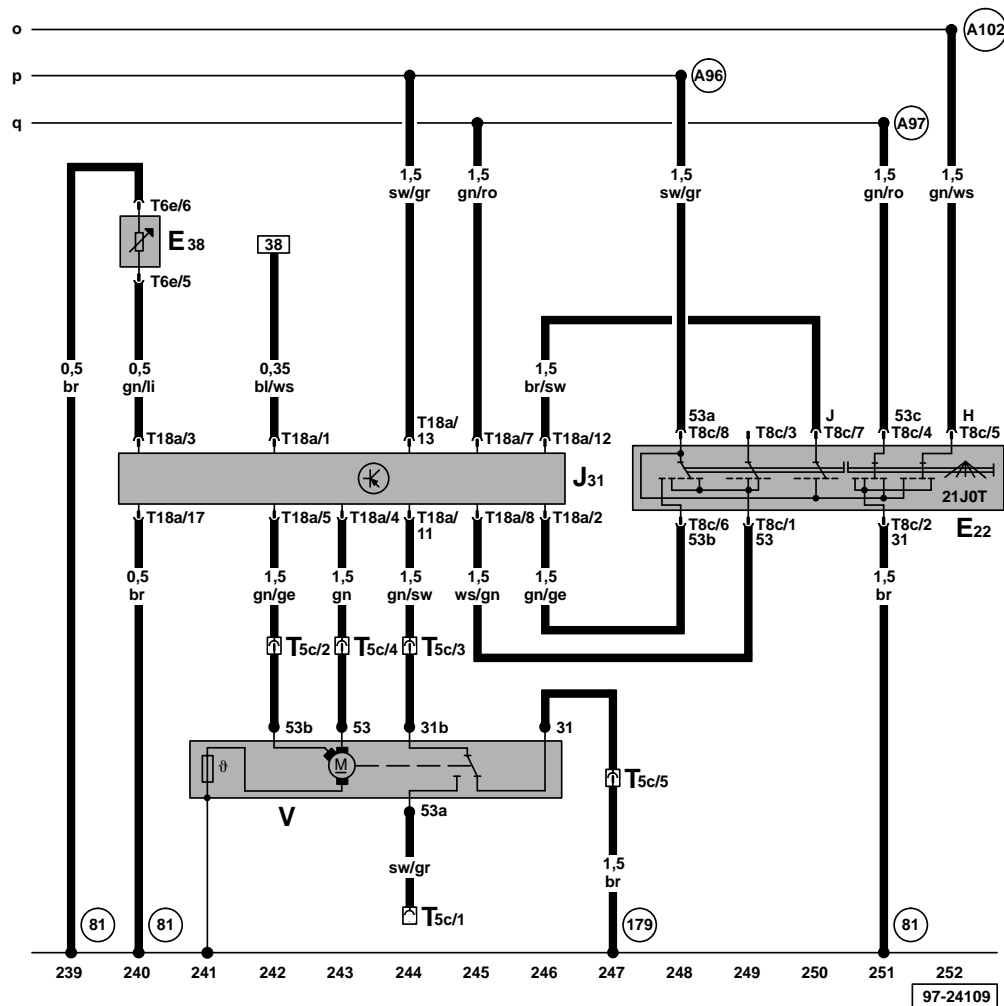
ws = white  
 sw = black  
 ro = red  
 br = brown  
 gn = green  
 bl = blue  
 gr = grey  
 li = lilac  
 ge = yellow



Switch intermittent wiper operation, windscreen wiper motor, relay for intermittent wiper operation

- E22 - Intermittent wiper switch
- E38 - Intermittent wiper control
- J31 - Automatic intermittent wash/wipe relay
- T5c - 5-pin connector, on wiper motor
- T6e - 6-pin connector
- T8c - 8-pin connector
- T18a - 18-pin connector
- V - Windscreen wiper motor

- (81) - Earth connection -1-, in dash panel wiring harness
- (179) - Earth connection, in left headlight wiring harness
- (A96) - Connection (53a), in dash panel wiring harness
- (A97) - Connection (53), in dash panel wiring harness
- (A102) - Connection (windscreen wiper), in dash panel wiring harness



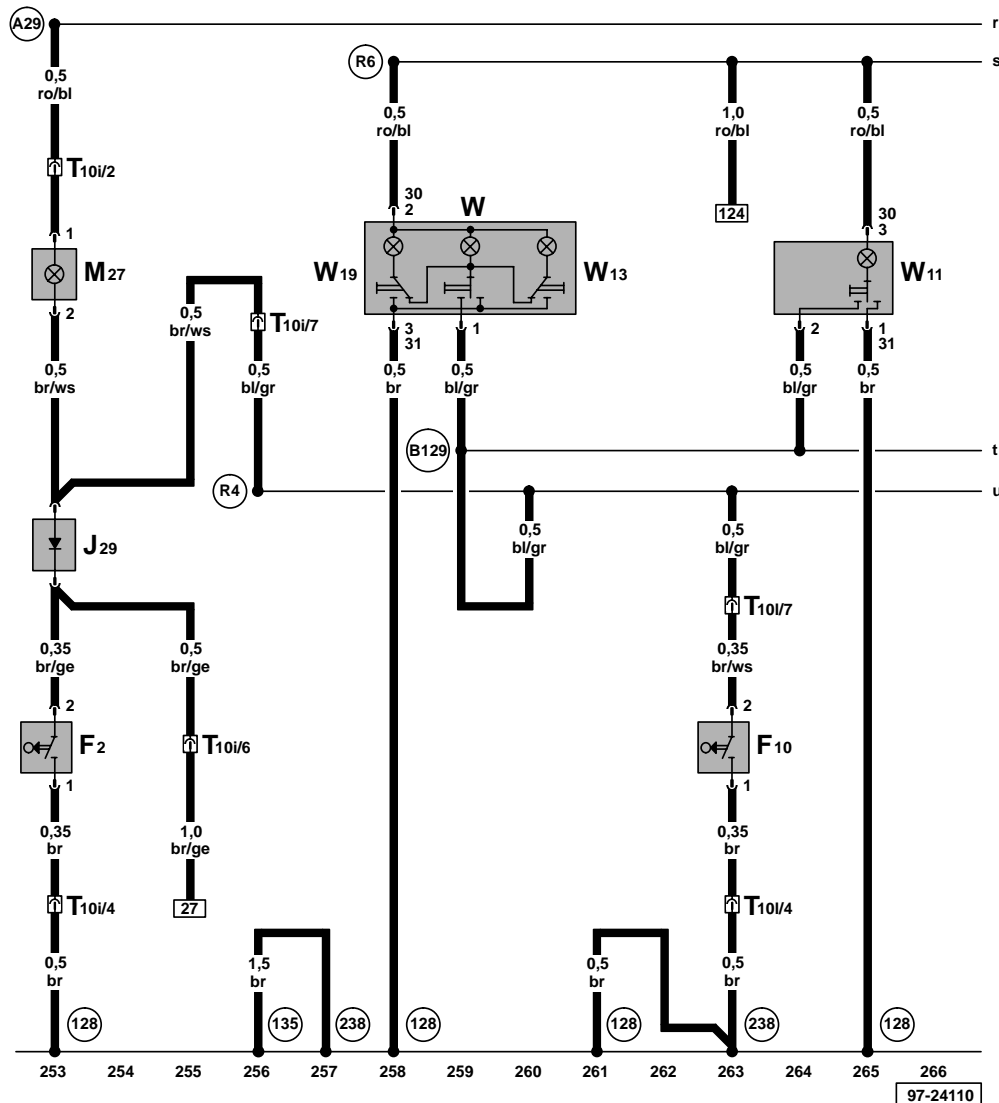
ws = white  
 sw = black  
 ro = red  
 br = brown  
 gn = green  
 bl = blue  
 gr = grey  
 li = lilac  
 ge = yellow

Front interior light, rear left reading light, left door warning lamp



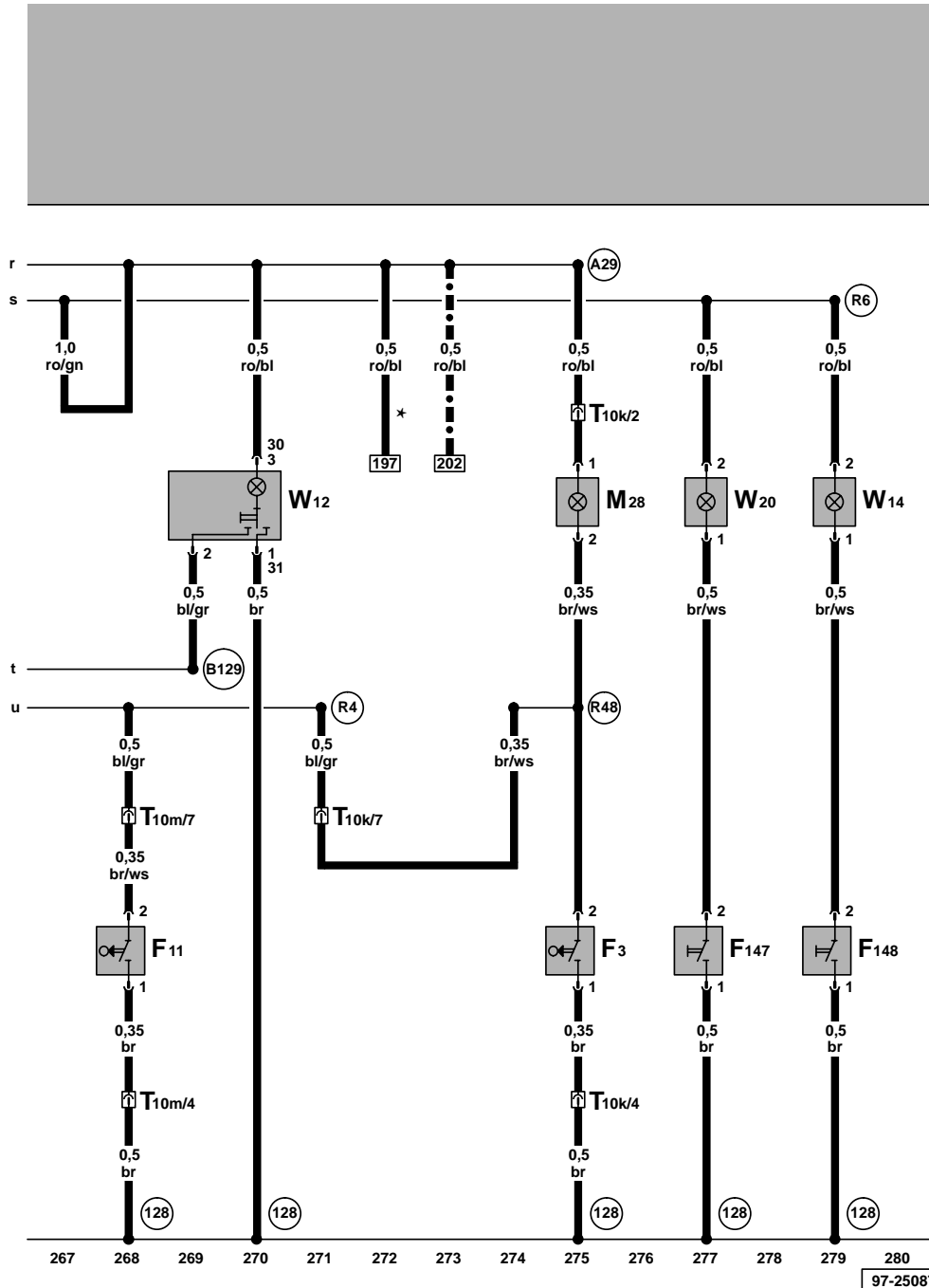
- F2 - Door contact switch, driver side
- F10 - Rear left door contact switch
- J29 - Diode
- M27 - Door warning lamp, left
- T10i - 10-pin connector, black, left A pillar coupling station
- T10l - 10-pin connector, black, left B pillar coupling station
- W - Interior light, front
- W11 - Reading lamp, rear left
- W13 - Front passenger reading lamp
- W19 - Reading lamp, drivers side

- (128) - Earth connection -1-, in interior light wiring harness
- (135) - Earth connection -2-, in dash panel wiring harness
- (238) - Earth connection -1-, in interior wiring harness
- (A29) - Connection (interior light), in dash panel wiring harness
- (B129) - Connection (interior light, 31L), in interior wiring harness
- (R4) - Connection -1-, in interior light/door contact switch wiring harness
- (R6) - Positive connection -1-, in interior light wiring harness



ws = white  
 sw = black  
 ro = red  
 br = brown  
 gn = green  
 bl = blue  
 gr = grey  
 li = lilac  
 ge = yellow

Rear right reading light, right door warning light, illuminated make-up mirror



- F3 - Door contact switch, front passenger's side
- F11 - Rear right door contact switch
- F147 - Vanity mirror contact switch, driver's side
- F148 - Vanity mirror contact switch, front passenger's side
- M28 - Door warning lamp, right
- T10k - 10-pin connector, black, left A pillar coupling station
- T10m - 10-pin connector, black, right B pillar coupling station
- W12 - Reading lamp, rear right
- W14 - Illuminated vanity mirror, front passenger's side
- W20 - Illuminated vanity mirror, front driver's side

- (128) - Earth connection -1-, in interior light wiring harness
- (A29) - Connection (interior light), in dash panel wiring harness
- (B129) - Connection (interior light, 31L), in interior wiring harness
- (R4) - Connection -1-, in interior light/door contact switch wiring harness
- (R6) - Positive connection -1-, in interior light wiring harness
- (R48) - Connection (87a), in front passenger's door wiring harness

- \* - Only on Bora
- - Only on Golf

ws = white  
 sw = black  
 ro = red  
 br = brown  
 gn = green  
 bl = blue  
 gr = grey  
 li = lilac  
 ge = yellow